

Back Neckline

Front Neckline



HAPPIESTCAMPER.COM

Size Key Chart


Small -----

Medium -----

Large -----

2 x 2 inch
Test
Square

2




3

4

5

e Notch

6



HAPPIESTCAMPER.COM

MAXI DRESS

BACK - Cut 1 on fold -

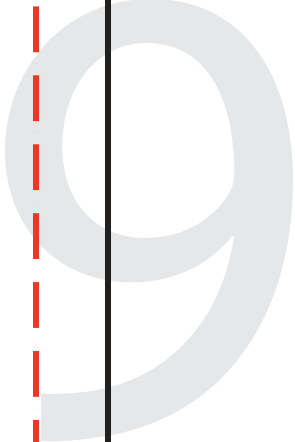
FRONT - Cut 1 on fold

3/8" seam allowance already included

Fold



use back or front neckline
- use front neckline only

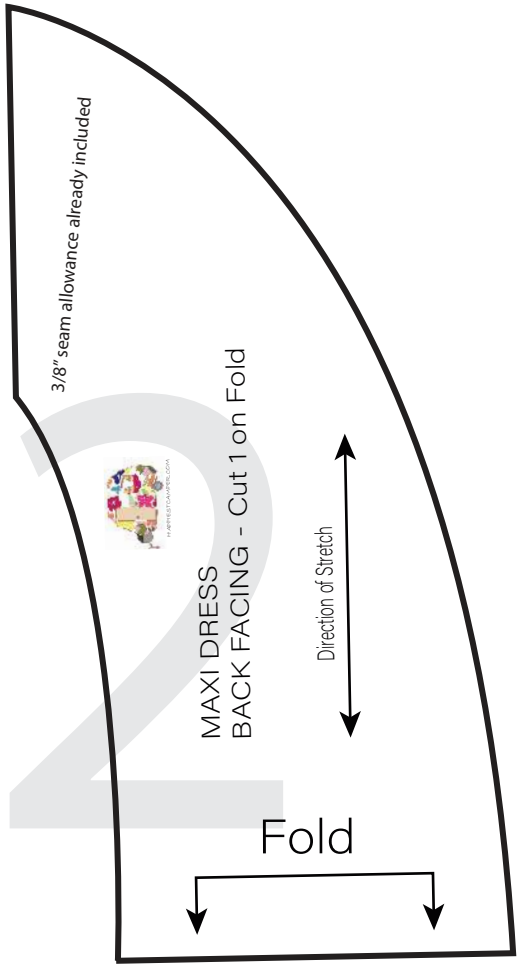


HAPPY CHANGES.COM
MAXI DRESS
FRONT FACING - Cut 1 on Fold
3/8" seam allowance already included



10

11



13

14

15

16

17



1

8