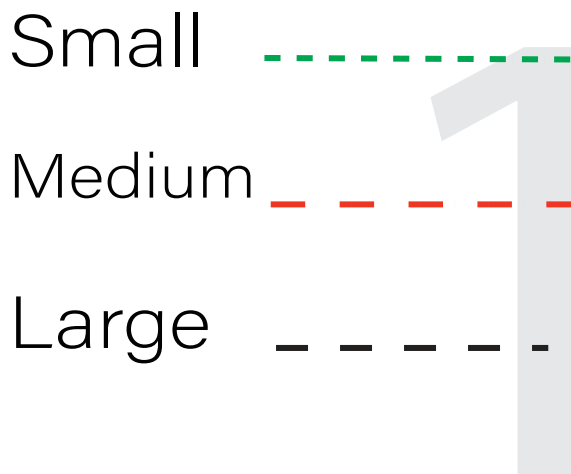




HAPPIESTCAMPER.COM

Size Key Chart



2 x 2 inch
Test
Square



2





3





4






5

6

FOLD



7

CUT LINING





HAPPIESTCAMPER.COM

BUBBLE SKIRT MAIN FABRIC - CUT 1 ON F LINING FABRIC - CUT 1 ON

3/8" seam allowance included

8

FABRIC USING THIS LINE

CUT
ALONG
THIS
LINE

GLUE
ON
THIS
SIDE
AND
FOLD ON DOTTED LINE

9



10





1 1

CUT MAIN P

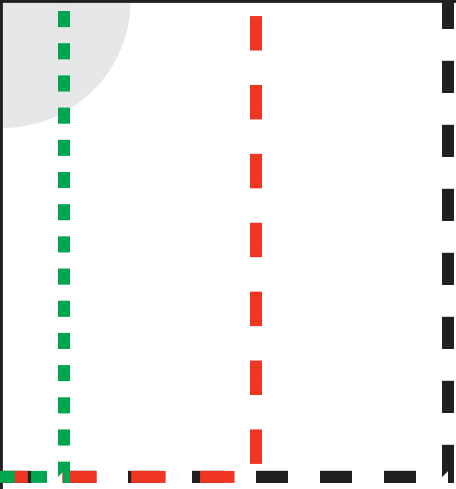
12

FABRIC USING THIS LINE

13



14



15